TOWN OF WEST SENECA

2018 Proposed Budget
Public Hearing

October 16, 2017

Your Taxes

- County
- School
- County/Town – Special Districts
- Town – Ad Valorem

Assessed value	$ 60,000		FMV	$ 150,000
	Rate	Taxable Value	Amount Due	
County:				
Library	$ 1.107949	$ 60,000	$ 66.48	
General	11.898854	60,000	713.93	$ 780.41
Town:				
General	10.738772	60,000	644.33	
Highway	8.109984	60,000	486.60	1,130.93
Special Districts:				
Fire 2	2.213130	60,000	132.79	
EC Sewer 1 Ex 14	0.700000	45	31.50	
EC Sewer 1 Ex 14	3.151649	60,000	189.10	
ECSD Flat	200.000000	1	200.00	553.39
West Seneca				
School tax	43.562471	60,000	2,613.75	2,613.75
				$ 5,078.47

Percent of Taxes Paid

(2017)

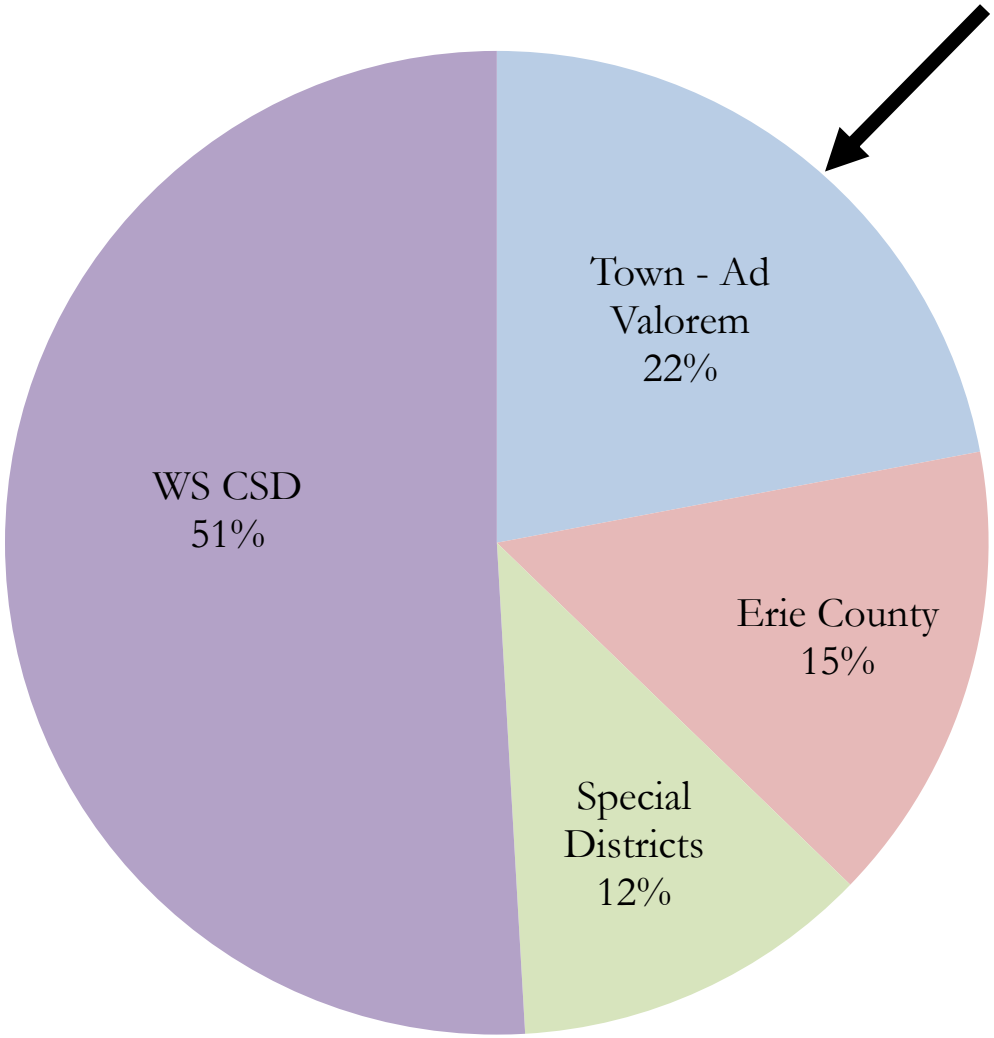

Your Ad Valorem Taxes

Assessed value	$	60,000		FMV	$	150,000
		Rate	Taxable Value	Amount Due		
Town:						
General	$	10.738772	$ 60,000	$ 644.33		
Highway		8.109984	60,000	486.60	$	1,130.93
As proposed:						
Town:						
General		11.504832	60,000	690.29		
Highway		9.602770	60,000	576.17		1,266.46
Proposed annual tax increase:					$	135.53
Proposed monthly tax increase:					$	11.29

What does a 12% increase to Ad Valorem mean?

If my assessed value is:	My fair value is:	Annual Increase	Monthly Escrow
$30,000	$75,000	$67.77	$5.65
40,000	100,000	90.35	7.53
50,000	125,000	112.94	9.41
60,000	150,000	135.53	11.29
70,000	175,000	158.12	13.18
80,000	200,000	180.71	15.06
90,000	225,000	203.30	16.94
100,000	250,000	225.89	18.82
110,000	275,000	248.47	20.71
120,000	300,000	271.06	22.59
130,000	325,000	293.65	24.47
140,000	350,000	316.24	26.35
150,000	375,000	338.83	28.24
200,000	500,000	451.77	37.65
250,000	625,000	564.71	47.06

Where is my $135.53 going?

Less savings available to reduce taxes	$	39.65
Mandated health insurance increases		38.83
Capital investment in new roads		22.55
Debt service on recently completed roads		14.77
Highway		11.18
General Fund debt service requirements		8.24

What is the Community Center debt costing me?

Impact to the Total Ad Valorem Tax Rate				
			$60k ($150k FMV) Home	
	Dollar	Percent	Annual	Monthly
2017	$ 0.10	0.53%	$ 6.00	$ 0.50
2018	0.15	0.80%	9.07	0.76
2019	0.17	0.90%	10.12	0.84
2020	0.15	0.81%	9.17	0.76
Total	$ 0.57	3.04%	$ 34.36	$ 2.86

Anticipated debt service:				
	Financed	EPC	Total	Annual Increase
2017	$ -	$ 121,157	$ 121,157	$ 121,157
2018	175,000	129,234	304,234	183,077
2019	390,000	118,465	508,465	204,231
2020	575,000	118,464	693,464	184,999

Town Budgets

Ad Valorem Budget

- Taxes are levied based on the assessed real property value
- Budget was filed on September 13th

Benefit Basis Budget

- Taxes levied on the basis of the level of services received
- Budget was filed on September 13th

Budget Process

Timing	Process
Early July	Requests are sent to each department head
Early August	Departmental requests due to Supervisor and are then reviewed and evaluated
Mid-August	Meetings are held with each department
Aug. to mid-Sept.	Payrolls, benefits, debt service, estimate revenues are all computed
Mid-Sept	Complete budgets for each fund, determine tax rate implications and make adjustments
September 15	Provide Tentative Benefit Basis Budget to Council, Town Clerk, and public for review
September 30	Provide Tentative Ad Valorem Budget to Council, Town Clerk, and public for review
October 16	Hold public hearing, consider comments and adjustments
Before Nov. 20	Adopt budget and submit to County

Budgetary Components

- Appropriations
- Estimated revenues
- Appropriated fund balance
- Tax levy

Benefit Basis Budget

Sewer:

- Reduced debt payment - $75,000 savings
- Increases costs from outside billings ($5_____)
- Total levy for all districts increases 0.34%

Water

- Reduced debt payment - $25,000 savings

Lighting

- Electric savings

The Top Seven

Police	$ 7,854,776	19.6%
Highway	6,497,959	16.2%
Health insurance	6,516,568	16.2%
Debt service	4,245,785	10.6%
Retirement payments	3,055,000	7.6%
Refuse and recycling	2,375,768	5.9%
Buildings and grounds	1,706,539	4.2%
	$ 32,252,395	80.3%
Total Ad Valorem budget	$ 40,165,816	

The Remaining 19.7%

Required services	$ 6,308,514	15.7%
Capital reinvestment	555,000	1.4%
Culture/recreation	435,426	1.1%
Senior services	323,565	0.8%
Other public safety	161,101	0.4%
Personnel	70,000	0.2%
Drainage, trees, disaster prep	59,815	0.1%
	$ 7,913,421	19.7%
Total Ad Valorem budget	$ 40,165,816	

The Decision

Refuse and recycling	2,375,768	5.9%
Buildings and grounds	1,706,539	4.2%
Capital reinvestment	555,000	1.4%
Culture/recreation	435,426	1.1%
Senior services	323,565	0.8%
Other public safety	161,101	0.4%
Personnel	70,000	0.2%
Drainage, trees, disaster prep	59,815	0.1%
	$ 13,541,990	33.7%

A cut of $200,000 will provide about $10 savings to a $150,000 home (FMV).

$220,000 is approximately 1.0% on a tax rate.

Health Insurance

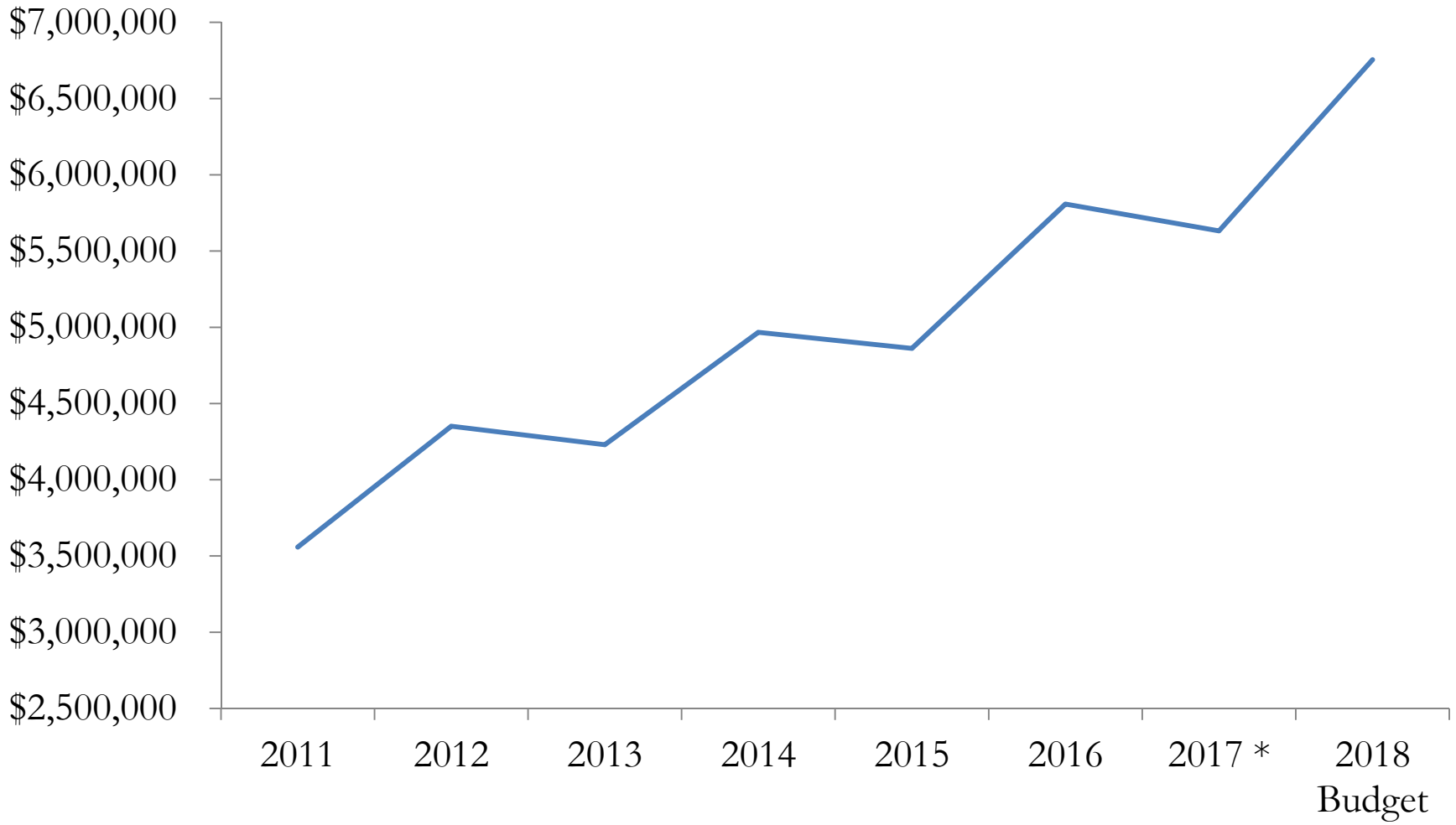

* Estimated 2017 based on current trends through August 31, 2017.

Reinvestment in Town Roads

Cost per lane mile	$	100,000
Centerline lane miles		119
Estimated replacement cost	$	11,900,000

Replace every	Estimated annual cost (current $ FMV)	Presumed Road Condition
8 years	1,487,500	very good
10 years	1,190,000	good
12 years	991,667	good-poor
25 years	476,000	very poor

	2017	2018
Paving	145,000	145,000
PAVE NY	55,000	55,000
Extreme winter recovery aid	-	44,722
CHIPS	240,920	381,549
Transfer to capital - roads	-	455,000
Total reinvestment	440,920	1,081,271

Retirement Systems

Mandated payments to the retirement systems have almost doubled since 2010.

	System		
	Employees	Police	Total
2010	*798,058*	*956,109*	*1,754,167*
2018 (budget)	**1,380,000**	**1,675,000**	**3,055,000**

General Fund

Allocation of Appropriations

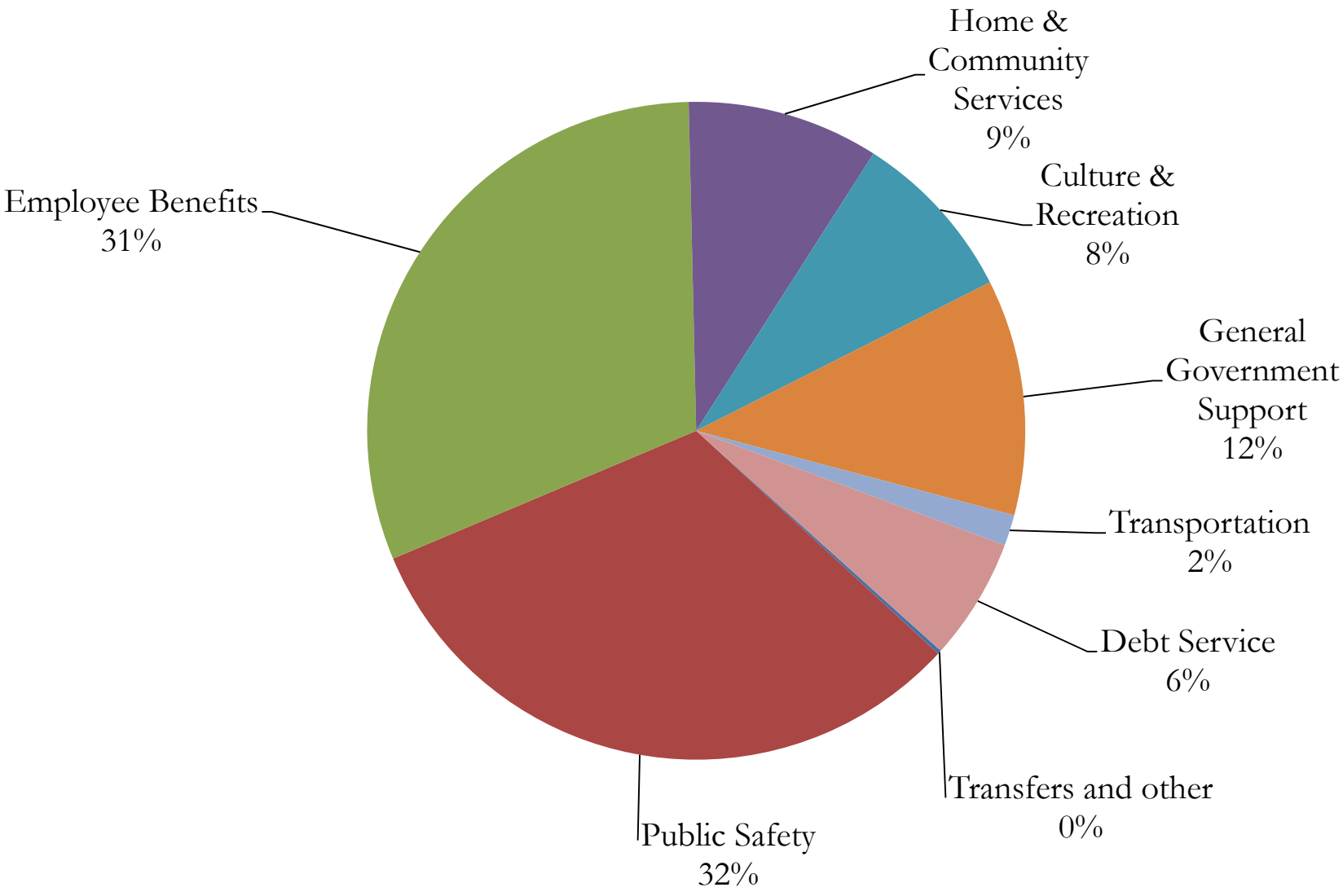

General Fund

Allocation of Appropriations

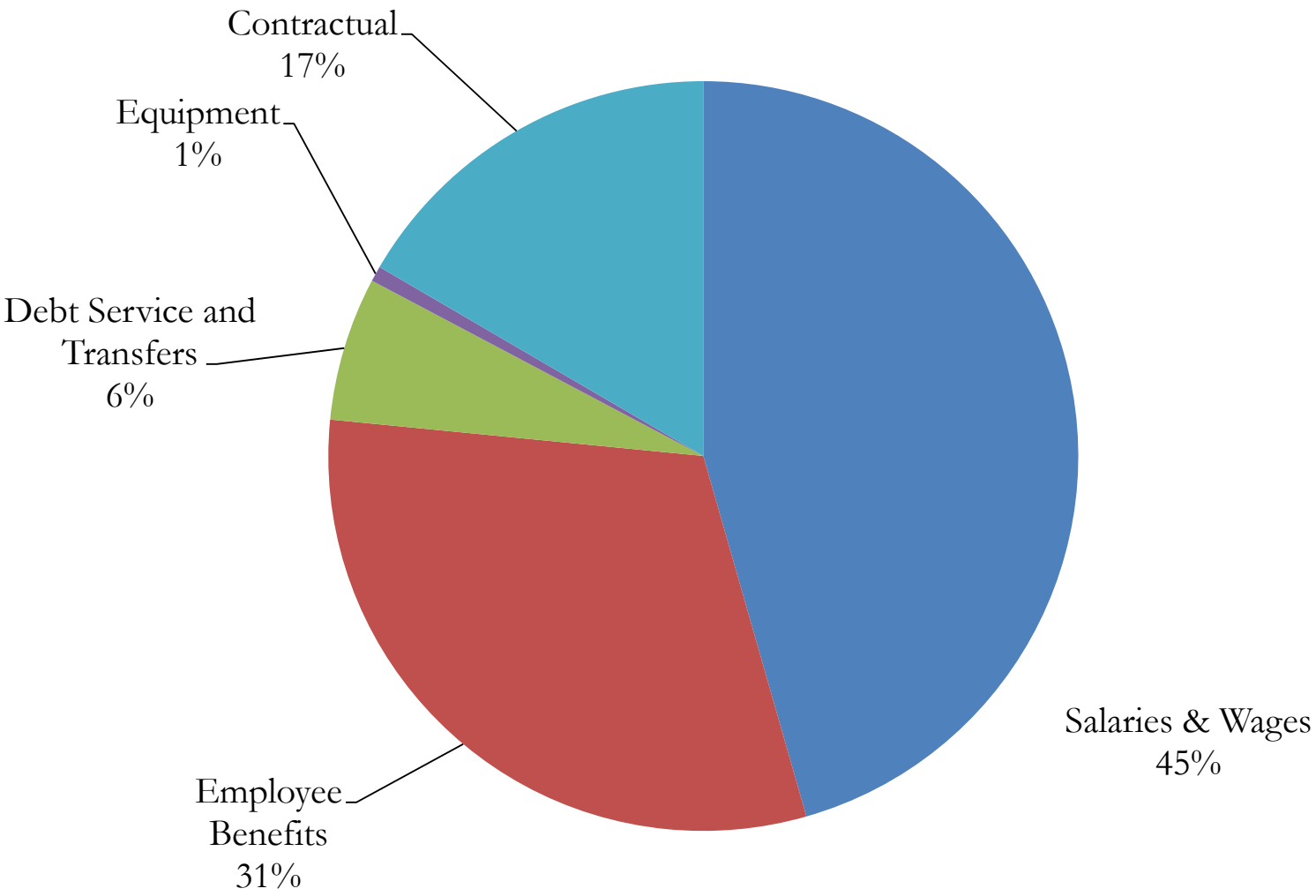

Revenues

- Non-property (sales) tax distributions
- Mortgage taxes
- State aid sources
- Low interest rates continue
- Recreation charges
- Other departmental revenue opportunities

General Fund

Sources of Revenue Comparison

2009

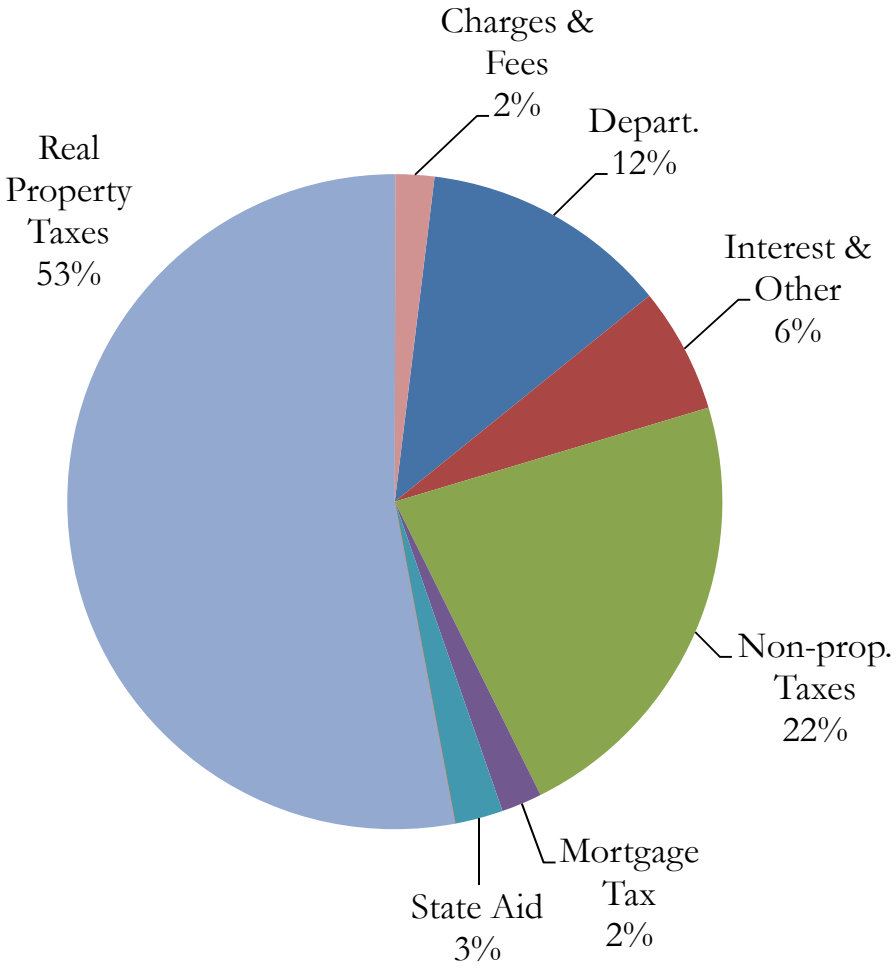

2018

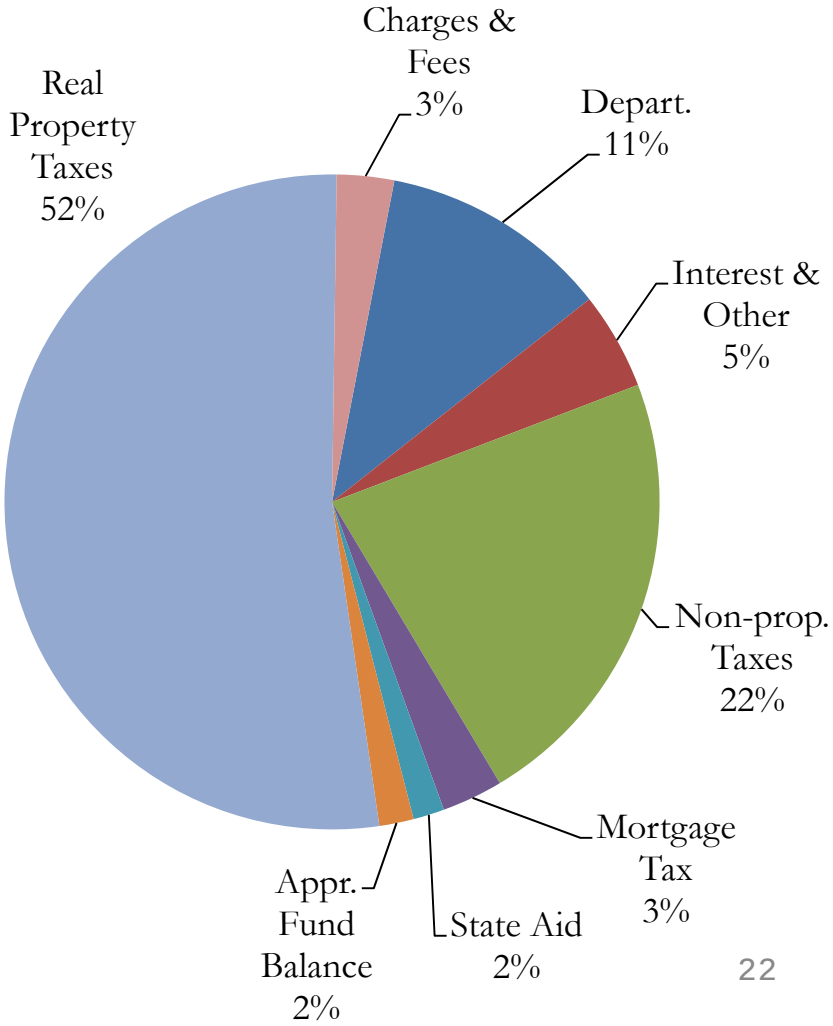

Available Savings

Government Finance Officers' Association:

"Nevertheless, GFOA recommends, at a minimum, that general-purpose governments, regardless of size, maintain unrestricted budgetary fund balance in their general fund of no less than two months of regular general fund operating revenues or regular general fund operating expenditures."

Source: http://www.gfoa.org/fund-balance-guidelines-general-fund

Town's policy:

Goal:	Two months of regular operating expenditures
Minimum:	10% of regular operating expenditures

Available Savings

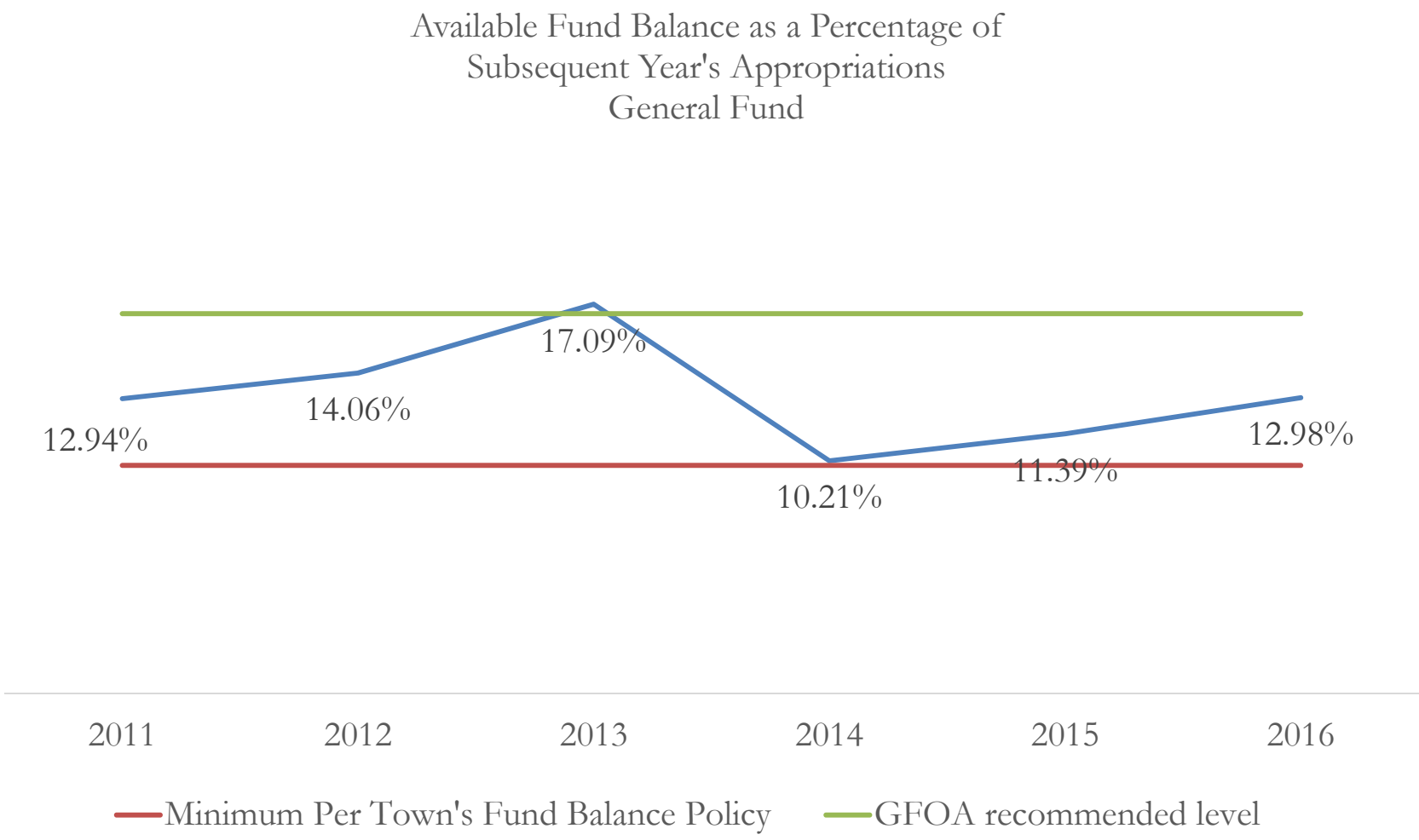

Available Savings

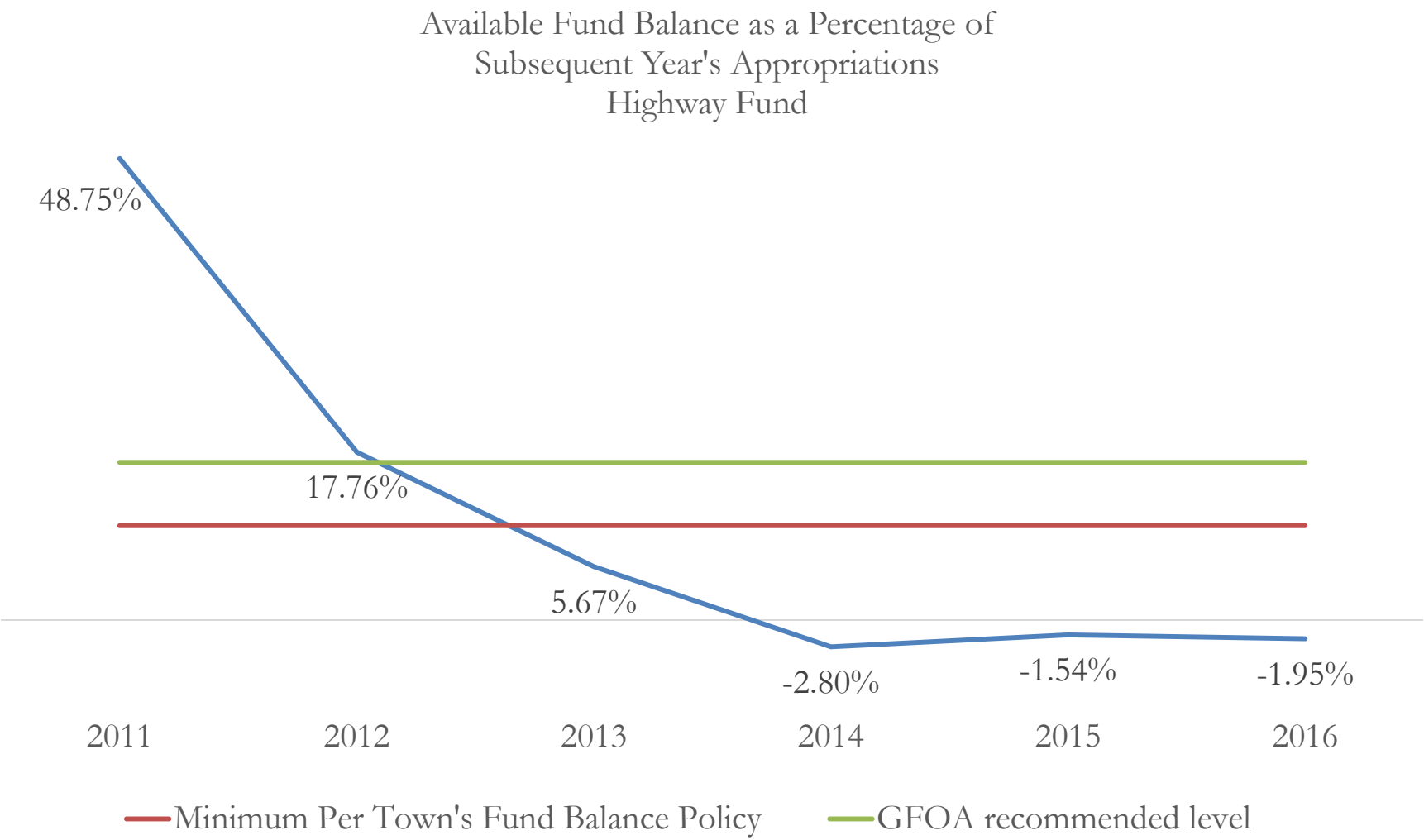

Available Savings

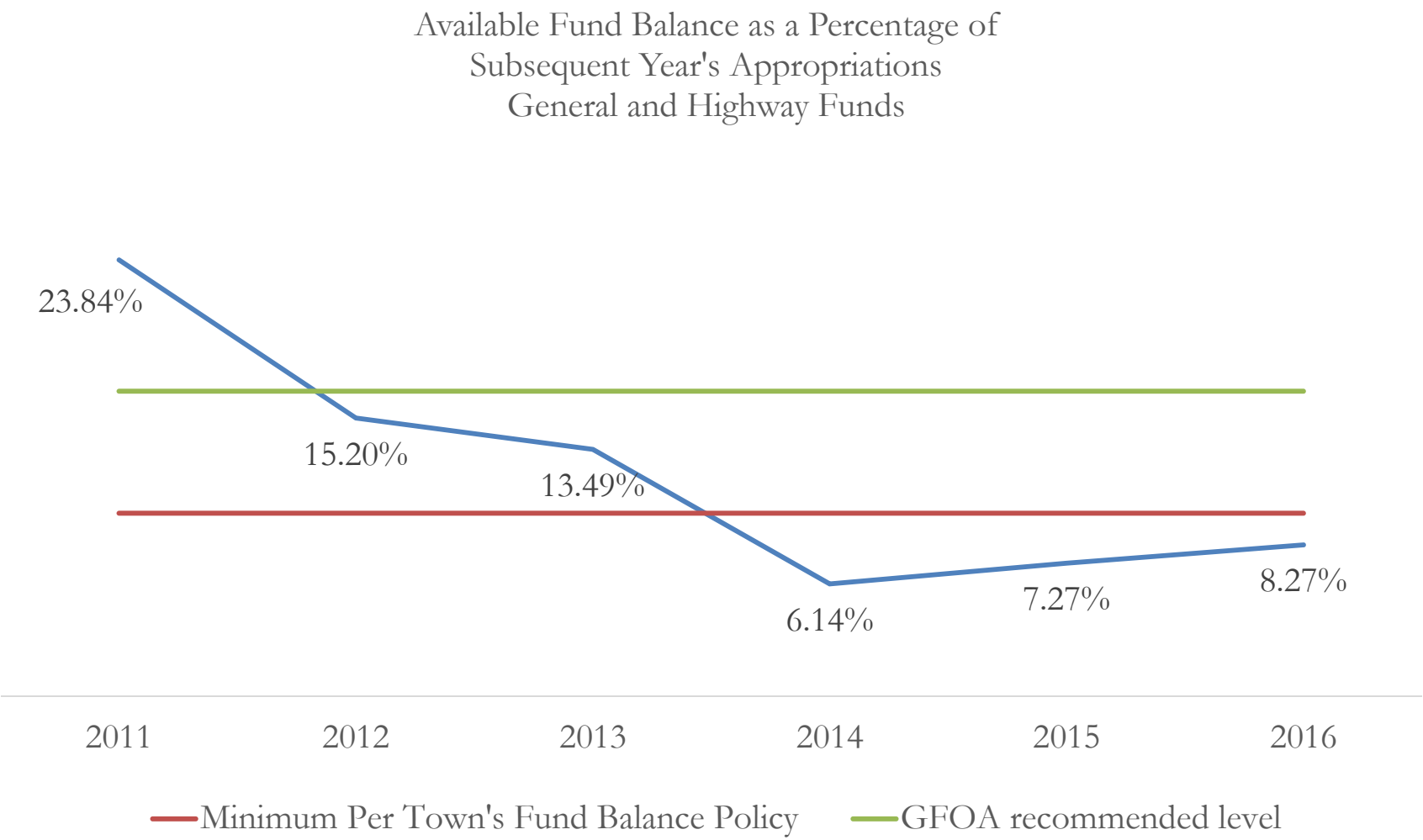

Summary of Proposed Tax Changes

Ad Valorem

	General Fund	Highway Fund	Combined
Total appropriations	$ 26,514,092	$ 13,651,724	$ 40,165,816
Total estimated revenues	12,135,018	2,025,494	14,160,512
Fund balance applied	450,000	-	450,000
Real Property Taxes	$ 13,929,074	$ 11,626,230	$ 25,555,304
Proposed tax rates - 2018	$ 11.5048	$ 9.6028	$ 21.1076
Actual tax rates - 2017	$ 10.7388	$ 8.1079	$ 18.8467
Dollar Change	$ 0.7661	$ 1.4948	$ 2.2609

Tax Rate Comparison Ten Year History

($, per 1,000 of assessed valuation)

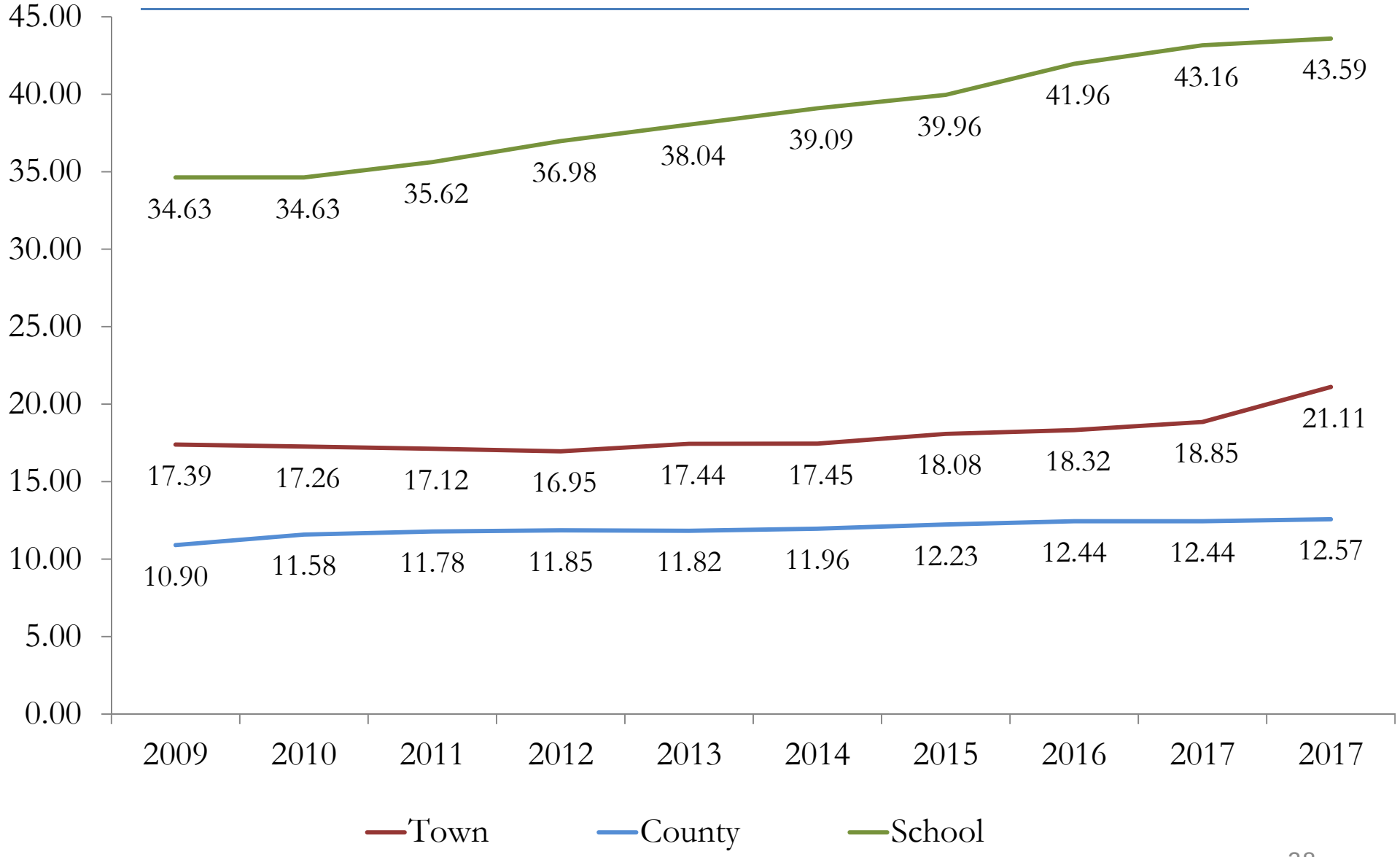

Note: Tax rates for school and county are estimated for 2017

What does a 12% increase to Ad Valorem mean?

If my assessed value is:	My fair value is:	Annual Increase	Monthly Escrow
$30,000	$75,000	$67.77	$5.65
40,000	100,000	90.35	7.53
50,000	125,000	112.94	9.41
60,000	150,000	135.53	11.29
70,000	175,000	158.12	13.18
80,000	200,000	180.71	15.06
90,000	225,000	203.30	16.94
100,000	250,000	225.88	18.82
110,000	275,000	248.47	20.71
120,000	300,000	271.06	22.59
130,000	325,000	293.65	24.47
140,000	350,000	316.24	26.35
150,000	375,000	338.83	28.24
200,000	500,000	451.77	37.65
250,000	625,000	564.71	47.06